




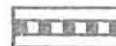






**LEGEND**

- |   |   |   |
|---|---|---|
|  Shale                           |  Limestone         |  Coal                     |
|  Sandstone                       |  Clay or Claystone |  Coal, Deep Mined         |
|  Interbedded Shale and Sandstone |  Spoil             |  Alkaline Strata          |
|   |   |  Potentially Toxic Strata |

ADDENDUM TO MODULE 10.8(b) -  
TYPICAL CROSS-SECTION SHOWING ALKALINE AND POTENTIALLY TOXIC STRATA

00 SEP 21 PM 2:26

NOT TO SCALE